

Kassandra Report

The Kassandra Project, 27 December 2007

[<http://kassandraproject.wordpress.com/>]

Summary

STATUS OF THIS REPORT	3
TOP WORLD ECONOMIES 2000	5
TOP WORLD ECONOMIES 2001	12
TOP WORLD ECONOMIES 2002	19
TOP WORLD ECONOMIES 2003	26
TOP WORLD ECONOMIES 2004	33
TOP WORLD ECONOMIES 2005	40
TOP WORLD ECONOMIES 2006	47
TOP WORLD ECONOMIES 2007	54
NUMBER OF CORPORATIONS VS FIRST WORLD TOP ECONOMIES	61
FOUR ZONES	63
A1	63
A2	64
A3	64
A4	64
CONCLUSIONS	65

Status of this report

With this report we want to analyze the relationship among the world economies and corporations. In particular we want to put in evidence four zones of interest:

1. Area of powerful countries A1;
2. Hybrid Area of countries and powerful corporations A2;
3. Area of corporations A3;
4. Area of rest of the world A4.

By studying economic data on Gross Domestic Product (GDP) reported by International Monetary Fund in the years from 2000 to 2007, and those reported by Fortune Global 500 in the years 2005-2007 and by Forbes in the years 2000-2004 about revenues, we made a list of top 100 economies and some statistics.

In 1996 Steve Gorelick made a similar list by using GNP instead of GDP, and profits. But we're analyzing economy: we want to consider revenues and GDP.

In "Of the world's 100 largest economic entities, 51 are now corporations and 49 are countries" compiled by Sarah Anderson and John Cavanagh of the Institute for Policy Studies in their Report on the Top 200 corporations released in December 2000, they considered GDP and sales.

From Wikipedi, Sales are the activities involved in selling products or services in return for money or other compensation. It is an act of completion of a commercial activity.

The "deal is closed", means the customer has consented to the proposed product or service by making full or partial payment (as in case of installments) to the seller.

Academically, selling is thought of as a part of marketing, however, the two disciplines are completely different. Sales often forms a separate grouping in a corporate structure, employing separate specialist operatives known as salespersons (singular: salesperson). Sales is considered by many to be a sort of persuading "art". Contrary to popular belief, the methodological approach of selling refers to a systematic process of repetitive and measurable milestones, by which a salesperson relates his offering of a product or service in return enabling the buyer to achieve his goal in an economic way.

What is the difference between revenue, income, and gain?

You can read here that Revenue is the amount earned from a company's main activities such as selling merchandise or providing services.

A gain results from a peripheral activity, such as selling the old delivery truck. A gain is the amount received that is in excess of the asset's carrying amount (book value). For example, if the company receives \$3,000 for the truck, and its carry amount was \$600, the company will report a gain of \$2,400.

Income is sometimes used instead of the word revenue: some people refer to the rent they receive as rent income. Generally, accountants use the word income to mean “net of revenues and expenses.” For example, a retailer’s income from operations is sales minus the cost of goods sold minus operating expenses.

The terms Revenue and Income are often used in reporting earnings. What is the difference?

Audrey W. answered that Revenue (sometimes called sales) refers to all the money a company takes in from doing what it does — whether making goods or providing services. Other sources of funds — including investment gains — are usually labeled as such but also included as revenue. (Occasionally, you’ll see this number referred to as “gross income.”)

For these reasons we can make the same statistics made by Sarah Anderson and John Cavanagh in 2000 about the top economies entities in the world.

If you don’t want to read all these lists, we suggest you to go to the end of this article, where there are interesting results on strange behavior of world economies which sound like conspiracy and manipulation.

All numbers are in \$ Billion.

Top world economies 2000

Source

International Monetary Fund:

<http://www.imf.org>

Forbes

<http://www.forbes.com/lists/home.jhtml?passListId=15&passYear=2000&passListType=Company>

United States	9816,975
Japan	4668,786
Germany	1905,795
United Kingdom	1453,840
France	1333,172
China	1198,478
Italy	1100,563
Canada	725,158
Brazil	644,283
Spain	582,377
Mexico	580,791
Korea	511,961
India	461,932
Australia	390,037
Netherlands	386,204
Taiwan Province of China	321,374
Argentina	284,204
Russia	259,702
Switzerland	250,195
Sweden	242,792
Belgium	232,787
Turkey	198,230
Austria	194,407
Saudi Arabia	188,693
Poland	171,268
Hong Kong SAR	168,754
Norway	168,671
Indonesia	165,521
Denmark	160,533
DaimlerChrysler	151,632
Greece	146,549
South Africa	132,964
Mitsui & Co	123,706
Mitsubishi	122,883

Thailand	122,725
Finland	122,222
Israel	120,907
Toyota Motor	120,697
Venezuela	117,153
Itochu	113,808
Portugal	112,980
Royal Dutch/Shell Group	105,366
Royal Dutch/Shell Group	105,366
Sumitomo	99,860
Egypt	99,155
Nippon Tel & Tel	97,658
Ireland	96,671
Iran, Islamic Republic of	96,440
Marubeni	95,796
Singapore	92,717
Malaysia	90,320
Colombia	83,786
BP Amoco	83,566
AXA Group	83,069
Volkswagen Group	75,980
Philippines	75,912
TotalFina Elf	75,859
Chile	75,200
Hitachi	74,981
Pakistan	74,080
Siemens Group	72,074
Allianz Worldwide	70,305
United Arab Emirates	70,221
Matsushita Electric Indl	68,404
Nissho Iwai	68,235
CGNU	63,290
Sony	62,662
ING Group	59,276
Honda Motor	57,153
Czech Republic	56,717
Nissan Motor	56,012
Algeria	54,749
Toshiba	53,878
Peru	53,323
New Zealand	52,398
Deutsche Bank Group	52,317
E.On	49,501
Fujitsu	49,247
Fiat Group	48,933
Generali Group	48,386
Hungary	47,943

Tokyo Electric Power	47,715
Credit Suisse Group	47,705
Nestle	47,158
Bangladesh	47,048
NEC	46,776
Nigeria	45,737
Metro	44,278
Vivendi	42,079
Prudential	42,005
Unilever	41,418
Unilever	41,418
Fortis	41,381
Fortis	41,381
Zurich Financial Services	39,962
Zurich Financial Services	39,962
HSBC Group	39,348
Peugeot Groupe	38,222
Legal & General Group	38,152
Renault Group	38,005
BNP Paribas	37,871
Carrefour Group	37,775
Kuwait	37,721
Samsung	37,452
Morocco	37,060
Romania	37,060
ABN-Amro Holding	36,433
Libya	36,125
Deutsche Telekom	35,859
Munchener Ruck	35,604
Mitsubishi Electric	35,369
RWE Group	35,160
BMW-Bayerische Motor	34,780
Hyundai	34,180
Bank of Tokyo-Mitsubishi	34,041
Ahold	33,929
ENI	32,311
Suez Lyonnaise	31,807
Philips Group	31,804
Thyssen Krupp	31,283
Ukraine	31,262
Mitsubishi Motors	31,253
Vietnam	31,196
Bayer HypoVereinsbank	30,204
Tesco	30,076
BASF Group	29,796
British Telecom	29,566
Ito-Yokado	29,493

Olivetti Group	28,517
Fuji Bank	28,278
Sumitomo Bank	28,241
Indl Bank of Japan	28,110
France Telecom	27,532
UBS	26,968
Mitsubishi Heavy Inds	26,943
Tomen	26,866
Nichimen	26,819
Daiei	26,046
Societe Generale Group	25,888
J Sainsbury	25,705
Canon	25,538
Royal & Sun Alliance	25,490
Nippon Mitsubishi Oil	25,490
Bayer Group	25,471
CNP Assurances	25,418
LM Ericsson	25,392
Nippon Steel	25,121
ABB Group	24,681
Commerzbank	24,385
Banco Santander Central	24,275
Kansai Electric Power	24,256
East Japan Railway	23,455
Alcatel	23,276
Telefonica	23,209
Saint-Gobain	23,204
Jusco	23,074
Slovenia	23,027
Samsung Electronics	22,969
Aegon Insurance Group	22,620
Lloyds TSB Group	22,608
Tyco International	22,497
Nortel Networks	22,217
Dresdner Bank	21,997
Indian Oil Corp	21,710
Slovak Republic	20,374
Luxembourg	20,329
Uruguay	20,086
Dominican Republic	20,059
Oman	19,868
Syrian Arab Republic	19,861
Tunisia	19,456
Croatia	18,404
Kazakhstan	18,275
Qatar	17,760
Guatemala	17,187

Lebanon	16,822
Sri Lanka	16,332
Costa Rica	15,947
Ecuador	15,934
Uzbekistan	13,717
El Salvador	13,134
Belarus	12,758
Bulgaria	12,639
Sudan	12,365
Kenya	12,316
Panama	11,621
Lithuania	11,418
Côte d'Ivoire	10,448
Cameroon	10,046
Yemen, Republic of	9,679
Cyprus	9,317
Angola	9,135
Tanzania	9,079
Serbia	8,963
Myanmar	8,905
Iceland	8,713
Jordan	8,461
Bolivia	8,412
Trinidad and Tobago	8,157
Zimbabwe	8,136
Bahrain	7,966
Ethiopia	7,900
Latvia	7,833
Jamaica	7,467
Paraguay	7,106
Botswana	6,194
Brunei Darussalam	6,001
Honduras	5,954
Uganda	5,910
Estonia	5,627
Nepal	5,494
Bosnia and Herzegovina	5,298
Azerbaijan	5,273
Gabon	5,096
Turkmenistan	5,022
Bahamas, The	5,004
Ghana	4,977
Senegal	4,693
Mauritius	4,421
Congo, Democratic Republic of	4,303
Nicaragua	3,939
Malta	3,898

Madagascar	3,866
Mozambique	3,719
Albania	3,695
Cambodia	3,653
Macedonia, Former Yugoslav Republic of	3,597
Papua New Guinea	3,521
Haiti	3,514
Namibia	3,416
Zambia	3,238
Congo, Republic of	3,220
Guinea	3,112
Georgia	3,042
Mali	2,674
Burkina Faso	2,611
Barbados	2,559
Benin	2,383
Armenia	1,912
Niger	1,804
Rwanda	1,794
Malawi	1,743
Lao People's Democratic Republic	1,735
Fiji	1,686
Swaziland	1,390
Chad	1,389
Kyrgyz Republic	1,368
Togo	1,298
Moldova	1,289
Equatorial Guinea	1,254
Mongolia	1,089
Mauritania	1,081
Tajikistan	0,991
Central African Republic	0,962
Suriname	0,890
Belize	0,832
Lesotho	0,809
Guyana	0,712
Burundi	0,709
St. Lucia	0,707
Antigua and Barbuda	0,678
Eritrea	0,638
Sierra Leone	0,636
Maldives	0,624
Seychelles	0,615
Djibouti	0,556
Cape Verde	0,539
Liberia	0,529
Bhutan	0,460

Grenada	0,410
St. Vincent and the Grenadines	0,335
St. Kitts and Nevis	0,329
Gambia, The	0,319
Timor-Leste, Dem. Rep. of	0,316
Solomon Islands	0,299
Vanuatu	0,245
Dominica	0,228
Samoa	0,220
Guinea-Bissau	0,216
Comoros	0,202

Top world economies 2001

Source

International Monetary Fund:

<http://www.imf.org>

Forbes

<http://www.forbes.com/lists/home.jhtml?passListId=17&passYear=2001&passListType=Company>

United States	10127,950
Japan	4097,958
Germany	1892,595
United Kingdom	1444,712
France	1341,204
China	1324,814
Italy	1118,318
Canada	715,632
Mexico	621,859
Spain	609,631
Brazil	554,410
Korea	481,979
India	473,381
Netherlands	400,998
Australia	368,156
Russia	306,583
Taiwan Province of China	291,889
Argentina	268,697
Switzerland	255,217
Belgium	231,901
Sweden	221,879
Austria	193,345
Poland	190,405
Saudi Arabia	183,257
Norway	170,982
Hong Kong SAR	166,541
Indonesia	160,657
Denmark	160,583
Greece	150,459
DaimlerChrysler	149,608
Royal Dutch/Shell Group	149,146
Royal Dutch/Shell Group	149,146
BP	148,062
Turkey	143,096

Mitsubishi	126,629
Finland	125,269
Venezuela	122,910
Toyota Motor	121,464
Israel	118,938
South Africa	118,563
Mitsui & Co	118,060
Portugal	115,812
Thailand	115,536
Iran, Islamic Republic of	115,435
Itochu	109,800
TotalFina Elf	105,544
Ireland	104,733
Nippon Tel & Tel	103,276
Egypt	95,399
AXA Group	92,496
Sumitomo	91,204
Malaysia	88,001
Singapore	85,485
Marubeni	85,385
Colombia	81,990
Volkswagen Group	78,823
Hitachi	76,157
Siemens Group	75,489
Pakistan	72,268
Philippines	71,216
ING Group	71,018
Allianz Worldwide	70,804
Matsushita Electric Indl	69,503
United Arab Emirates	68,677
Chile	68,556
E.On	68,222
Sony	66,185
Deutsche Bank Group	62,769
CGNU	61,889
Czech Republic	61,843
Credit Suisse Group	60,853
Carrefour Group	59,703
Nissho Iwai	58,580
Honda Motor	58,485
BNP Paribas	57,427
Algeria	55,181
Nissan Motor	55,099
Peru	53,935
Toshiba	53,848
Hungary	53,301
Fiat Group	53,071

Mizuho Holdings	52,171
New Zealand	51,391
Generali Group	49,863
HSBC Group	49,861
Fujitsu	49,623
NEC	48,947
Ahold	48,342
UBS	48,287
Nestle	48,212
Nigeria	47,683
Tokyo Electric Power	47,575
Bangladesh	47,194
Samsung Corporation	45,285
ENI	45,000
Fortis	43,972
Fortis	43,972
Unilever	43,838
Unilever	43,838
Metro	43,238
Prudential	43,130
ABN-Amro Holding	42,840
RWE Group	42,403
Peugeot Groupe	40,705
Sumitomo Mitsui Banking	40,256
Romania	40,188
China Petroleum & Chem	39,008
Vivendi Universal	38,509
Ukraine	38,009
Morocco	37,766
Deutsche Telekom	37,718
Munchener Ruck	37,586
Hyundai	37,517
Zurich Financial Services	37,431
Mitsubishi Electric	37,364
Renault Group	37,014
ThyssenKrupp Group	35,829
Legal & General Group	35,053
Kuwait	34,901
Philips Group	34,883
Repsol-YPF	34,249
BASF Group	33,117
Mitsubishi Tokyo Finl	32,600
BMW-Bayerische Motor	32,574
Vietnam	32,504
Libya	32,199
Bayer HypoVereinsbank	32,037
Suez Group	31,893

Banco Santander Central	31,830
Tesco	31,279
France Telecom	31,025
Samsung Electronics	30,314
Nortel Networks	30,293
British Telecom	30,214
Deutsche Post	30,135
LM Ericsson	29,858
Mitsubishi Motors	29,648
PetroChina	29,231
Alcatel	28,937
Tyco International	28,932
UFJ Holdings	28,498
Ito-Yokado	28,390
Aegon Insurance Group	28,335
Nokia	27,986
Olivetti Group	27,746
Bayer Group	27,627
Societe Generale Group	27,566
Nippon Mitsubishi Oil	27,555
Mitsubishi Heavy Inds	27,551
GlaxoSmithKline	27,410
Petrobras-Petroleo Brasil	26,955
Daiei	26,657
Saint-Gobain	26,548
Telefonica	26,244
Royal Bank of Scotland	26,151
Canon	25,809
Royal & Sun Alliance	25,089
Jusco	25,051
Nippon Steel	24,886
Barclays	24,067
Kansai Electric Power	23,959
Dresdner Bank	23,704
Slovenia	22,242
Kazakhstan	22,135
Dominican Republic	21,943
Ecuador	21,250
Slovak Republic	21,108
Syrian Arab Republic	21,017
Luxembourg	20,216
Tunisia	19,988
Oman	19,949
Croatia	19,863
Guatemala	18,759
Uruguay	18,561
Qatar	17,538

Lebanon	17,212
Costa Rica	16,404
Sri Lanka	15,746
El Salvador	13,813
Bulgaria	13,749
Sudan	13,380
Kenya	13,059
Zimbabwe	12,883
Belarus	12,421
Lithuania	12,146
Panama	11,808
Serbia	11,759
Uzbekistan	11,632
Côte d'Ivoire	10,554
Yemen, Republic of	9,853
Cyprus	9,678
Cameroon	9,497
Tanzania	9,443
Jordan	8,975
Angola	8,936
Trinidad and Tobago	8,826
Latvia	8,313
Bolivia	8,154
Iceland	7,949
Bahrain	7,927
Jamaica	7,894
Ethiopia	7,879
Turkmenistan	6,933
Myanmar	6,478
Paraguay	6,455
Honduras	6,327
Estonia	6,192
Botswana	6,063
Azerbaijan	5,708
Uganda	5,650
Brunei Darussalam	5,601
Nepal	5,596
Bosnia and Herzegovina	5,558
Ghana	5,309
Congo, Democratic Republic of	5,155
Bahamas, The	5,131
Senegal	4,882
Gabon	4,709
Madagascar	4,527
Mauritius	4,281
Nicaragua	4,102
Albania	4,096

Cambodia	3,986
Malta	3,852
Mozambique	3,697
Zambia	3,640
Macedonia, Former Yugoslav Republic of	3,438
Haiti	3,416
Namibia	3,218
Georgia	3,205
Papua New Guinea	3,081
Guinea	3,039
Mali	3,018
Burkina Faso	2,815
Congo, Republic of	2,794
Barbados	2,554
Benin	2,502
Armenia	2,118
Niger	1,947
Lao People's Democratic Republic	1,769
Equatorial Guinea	1,737
Malawi	1,717
Chad	1,711
Rwanda	1,704
Fiji	1,662
Kyrgyz Republic	1,525
Moldova	1,480
Togo	1,333
Swaziland	1,261
Mongolia	1,169
Mauritania	1,122
Tajikistan	1,057
Central African Republic	0,968
Belize	0,871
Sierra Leone	0,806
Suriname	0,764
Antigua and Barbuda	0,710
Guyana	0,695
St. Lucia	0,685
Lesotho	0,679
Eritrea	0,675
Burundi	0,662
Maldives	0,625
Seychelles	0,622
Djibouti	0,577
Cape Verde	0,563
Liberia	0,515
Bhutan	0,493
Grenada	0,395

Timor-Leste, Dem. Rep. of	0,368
St. Vincent and the Grenadines	0,345
St. Kitts and Nevis	0,342
Gambia, The	0,328
Solomon Islands	0,274
Vanuatu	0,235
Samoa	0,232
Dominica	0,224
Comoros	0,220
Guinea-Bissau	0,199
Tonga	0,142

Top world economies 2002

Source

International Monetary Fund:

<http://www.imf.org>

Forbes

<http://www.forbes.com/lists/home.jhtml?passListId=17&passYear=2002&passListType=Company>

United States	10469,600
Japan	3925,113
Germany	2024,060
United Kingdom	1585,018
France	1463,627
China	1453,833
Italy	1223,236
Canada	734,773
Spain	688,676
Mexico	648,629
Korea	547,856
Brazil	505,712
India	495,651
Netherlands	439,357
Australia	412,935
Russia	345,486
Taiwan Province of China	297,741
Switzerland	279,515
Belgium	252,630
Sweden	244,314
Austria	208,566
Poland	198,211
Indonesia	195,593
Norway	193,175
Saudi Arabia	188,803
Turkey	182,973
Denmark	174,420
BP	174,218
Greece	170,943
Hong Kong SAR	163,709
DaimlerChrysler	136,798
Finland	135,972
Royal Dutch/Shell Group	135,211
Royal Dutch/Shell Group	135,211

Portugal	127,906
Thailand	126,877
Ireland	122,977
Toyota Motor	120,731
Iran, Islamic Republic of	116,421
South Africa	111,130
Israel	109,390
Mitsubishi	105,741
Mitsui & Co	101,136
Argentina	97,732
Malaysia	95,266
Total Fina Elf	94,243
Nippon Tel & Tel	93,360
Venezuela	92,889
Itochu	91,114
Singapore	88,068
Egypt	87,506
Allianz Worldwide	85,867
ING Group	82,983
Volkswagen Group	82,093
Colombia	81,122
Siemens Group	77,264
Sumitomo	77,087
Philippines	76,814
United Arab Emirates	75,285
Czech Republic	75,276
Pakistan	72,685
Marubeni	71,707
Chile	67,252
Credit Suisse Group	67,143
Deutsche Bank Group	67,127
Hungary	66,621
AXA Group	65,532
Hitachi	63,887
E.On	62,495
Carrefour Group	62,179
Sony	60,566
New Zealand	60,011
Ahold	59,591
Honda Motor	58,841
Algeria	57,053
Peru	56,756
Matsushita Electric Indl	54,959
BNP Paribas	54,321
RWE Group	53,927
Fiat Group	51,521
Vivendi Universal	51,328

Nestle	51,261
UBS	50,842
Aviva	50,683
Bangladesh	49,560
Nissan Motor	49,521
HSBC Group	47,710
Generali Group	47,538
Unilever	46,097
Unilever	46,097
Nigeria	46,090
Romania	45,825
Peugeot Groupe	45,000
ENI	44,605
Metro	44,315
Nissho Iwai	43,673
Deutsche Telekom	43,229
Toshiba	43,110
Ukraine	42,393
Tokyo Electric Power	41,723
Mizuho Holdings	41,417
Credit Agricole	41,293
Fortis	41,196
ABN-Amro Holding	40,937
NEC	40,768
Morocco	40,472
Fujitsu	40,016
Bayer HypoVereinsbank	39,377
France Telecom	38,502
Zurich Financial Services	38,477
Munich Re	38,471
Kuwait	38,140
Suez Group	37,905
China Petroleum & Chem	36,770
Prudential	35,841
Tyco International	35,713
Vietnam	35,148
BMW-Bayerische Motor	34,418
Tesco	33,908
ThyssenKrupp Group	33,755
Samsung	33,218
Vodafone	32,706
Renault Group	32,529
Repsol-YPF	32,215
Royal Bank of Scotland	31,871
Societe Generale Group	31,350
Banco Santander Central	31,323
Zimbabwe	30,856

Sumitomo Mitsui Banking	30,208
Legal & General Group	30,044
Deutsche Post	29,869
GlaxoSmithKline	29,504
Mitsubishi Electric	29,163
BASF Group	29,082
Philips Group	28,938
PetroChina	28,862
Olivetti Group	28,649
Aegon Insurance Group	28,541
Nokia	27,911
HBOS	27,836
Telefonica	27,787
EADS	27,559
Saint-Gobain	27,194
Ito-Yokado	26,814
BT Group	26,409
Barclays	26,111
Mitsubishi Tokyo Finl	26,073
Bayer Group	25,895
ENEL	25,755
Statoil Group	25,700
Mitsubishi Motors	25,580
UFJ Holdings	25,283
Samsung Electronics	25,082
Ecuador	24,899
Pinault-Printemps-Redoute	24,875
Kazakhstan	24,599
BBVA-Banco Bilbao Vizcaya	24,589
J Sainsbury	24,558
Petrobras-Petroleo Brasil	24,549
Slovak Republic	24,522
Arcelor	24,223
Slovenia	24,098
Canon	23,925
Commerzbank	23,817
ABB Group	23,726
Croatia	23,021
Syrian Arab Republic	22,777
Luxembourg	22,743
Dominican Republic	21,625
Tunisia	21,047
Guatemala	20,781
Oman	20,325
Libya	19,832
Qatar	19,363
Lebanon	18,717

Costa Rica	16,879
Sri Lanka	16,536
Serbia	15,831
Bulgaria	15,646
Sudan	14,976
Belarus	14,654
El Salvador	14,307
Lithuania	14,134
Kenya	13,191
Panama	12,272
Uruguay	12,089
Côte d'Ivoire	11,527
Angola	11,386
Cameroon	10,888
Yemen, Republic of	10,693
Cyprus	10,543
Tanzania	9,792
Uzbekistan	9,657
Jordan	9,582
Latvia	9,315
Trinidad and Tobago	9,009
Iceland	8,907
Turkmenistan	8,700
Bahrain	8,446
Jamaica	8,080
Bolivia	7,917
Ethiopia	7,429
Estonia	7,306
Myanmar	6,778
Honduras	6,508
Azerbaijan	6,236
Bosnia and Herzegovina	6,184
Ghana	6,160
Botswana	5,952
Brunei Darussalam	5,843
Uganda	5,835
Nepal	5,568
Congo, Democratic Republic of	5,539
Bahamas, The	5,389
Senegal	5,352
Paraguay	5,127
Gabon	4,970
Madagascar	4,557
Mauritius	4,555
Albania	4,456
Cambodia	4,288
Malta	4,240

Mozambique	4,094
Afghanistan, Rep. of.	4,084
Nicaragua	4,025
Macedonia, Former Yugoslav Republic of	3,779
Zambia	3,775
Georgia	3,395
Mali	3,343
Burkina Faso	3,301
Guinea	3,210
Namibia	3,128
Haiti	3,097
Congo, Republic of	3,020
Papua New Guinea	2,999
Benin	2,817
Malawi	2,665
Barbados	2,476
Armenia	2,376
Niger	2,180
Equatorial Guinea	2,166
Chad	1,995
Fiji	1,843
Lao People's Democratic Republic	1,830
Rwanda	1,732
Moldova	1,662
Kyrgyz Republic	1,606
Togo	1,478
Mongolia	1,273
Tajikistan	1,212
Swaziland	1,194
Mauritania	1,150
Suriname	1,080
Central African Republic	1,045
Sierra Leone	0,936
Belize	0,932
Guyana	0,723
Antigua and Barbuda	0,718
St. Lucia	0,703
Seychelles	0,698
Lesotho	0,687
Maldives	0,641
Eritrea	0,635
Burundi	0,628
Cape Verde	0,621
Djibouti	0,596
Bhutan	0,545
Liberia	0,543
Grenada	0,408

St. Vincent and the Grenadines	0,365
St. Kitts and Nevis	0,351
Timor-Leste, Dem. Rep. of	0,343
Gambia, The	0,286
Samoa	0,256
Comoros	0,252
Vanuatu	0,230
Solomon Islands	0,228
Dominica	0,215
Guinea-Bissau	0,204
Tonga	0,143

Top world economies 2003

Source

International Monetary Fund:

<http://www.imf.org>

Forbes

<http://www.forbes.com/2003/07/02/internationaland.html>

United States	10960,750
Japan	4234,917
Germany	2446,885
United Kingdom	1827,630
France	1804,572
China	1640,963
Italy	1510,055
Spain	885,358
Canada	868,319
Mexico	638,745
Korea	608,337
India	575,245
Brazil	552,239
Netherlands	539,343
Australia	527,585
Russia	431,429
Switzerland	325,270
Belgium	310,472
Taiwan Province of China	305,441
Sweden	304,854
Austria	255,765
Turkey	240,596
Indonesia	234,834
Norway	225,307
Greece	222,323
Poland	216,797
Saudi Arabia	214,859
Denmark	212,981
Royal Dutch/Shell Group	179,431
BP	178,721
South Africa	166,655
Finland	165,031
Hong Kong SAR	158,473
Ireland	157,653

Portugal	156,712
Thailand	142,640
DaimlerChrysler	140,777
Iran, Islamic Republic of	133,969
Toyota Motor	131,616
Argentina	127,571
Israel	115,875
Mitsubishi	109,271
Mitsui & Co	108,517
Malaysia	103,992
Allianz Worldwide	101,466
Total SA	96,504
Singapore	92,350
Czech Republic	91,358
Nippon Tel & Tel	89,550
United Arab Emirates	88,579
ING Group	87,754
Itochu	85,787
Volkswagen Group	84,707
Hungary	84,441
Pakistan	83,496
Venezuela	83,442
Egypt	81,384
New Zealand	79,744
Philippines	79,634
Colombia	79,459
Siemens Group	77,013
Sumitomo	75,666
Chile	73,990
Marubeni	72,089
Algeria	68,013
Hitachi	67,157
Honda Motor	65,352
Carrefour Group	64,683
AXA Group	61,768
Peru	61,342
Sony	61,270
Matsushita Electric Indl	60,681
Romania	59,506
Ahold	59,184
Nigeria	57,564
Nestle	57,204
Nissan Motor	55,982
Nissho Iwai-Nichimen	54,518
Bangladesh	54,476
Credit Suisse Group	53,649
Deutsche Bank Group	52,731

Fiat Group	52,164
Peugeot Groupe	51,231
BNP Paribas	50,881
Deutsche Telekom	50,528
Ukraine	50,133
Morocco	49,819
Metro	48,493
Aviva	48,441
Generali Group	48,052
Kuwait	47,835
Samsung Electronics	47,613
Vodafone	46,947
Toshiba	46,367
ENI	46,117
Unilever	45,428
Unilever	45,428
Fortis	44,174
France Telecom	43,885
Suez Group	43,377
UBS	43,371
Credit Agricole	42,817
HSBC Group	41,151
RWE Group	40,927
Munich Re	40,708
Zurich Financial Services	40,448
Tesco	40,353
Tokyo Electric Power	40,328
BMW-Bayerische Motor	39,793
Vietnam	39,630
China Petroleum & Chem	39,167
NEC	38,491
Fujitsu	37,856
Deutsche Post	36,944
Bayer HypoVereinsbank	36,190
ABN-Amro Holding	35,737
Tyco International	35,644
Prudential	35,635
Royal Bank of Scotland	35,267
Legal & General Group	35,131
Renault Group	34,197
E.On	33,999
ThyssenKrupp Group	33,639
Slovak Republic	33,005
Samsung	32,965
Mitsubishi Motors	31,849
GlaxoSmithKline	31,845
Societe Generale Group	31,827

Kazakhstan	30,860
Statoil Group	30,334
BASF Group	30,319
HBOS	30,234
Philips Group	29,947
Mitsubishi Electric	29,834
Croatia	29,596
Olivetti Group	29,559
PetroChina	29,531
Slovenia	29,361
Aegon Insurance Group	29,311
Repsol-YPF	29,136
Luxembourg	28,957
BT Group	28,944
Sumitomo Mitsui Financial	28,746
Ecuador	28,636
Saint-Gobain	28,492
Veolia Environnement	28,308
Nokia	28,249
ENEL	28,212
EADS	28,141
Mizuho Financial	28,114
Bayer Group	27,253
Ito-Yokado	27,171
Banco Santander Central	27,120
J Sainsbury	26,939
Telefonica	26,739
Barclays	26,565
Vivendi Universal	26,457
Nippon Oil	26,437
Pinault-Printemps-Redoute	25,764
Aeon	25,087
Tunisia	24,968
Libya	24,015
Millea Holdings	24,013
Qatar	23,534
Canon	23,448
Arcelor	23,089
KDDI	22,835
Syrian Arab Republic	22,697
Guatemala	21,930
Oman	21,784
Serbia	20,340
Bulgaria	20,021
Lebanon	19,802
Lithuania	18,558
Sri Lanka	18,246

Belarus	17,823
Sudan	17,780
Costa Rica	17,491
Dominican Republic	16,459
El Salvador	15,047
Kenya	15,036
Angola	13,956
Côte d'Ivoire	13,764
Cameroon	13,630
Cyprus	13,290
Panama	12,933
Yemen, Republic of	11,778
Turkmenistan	11,424
Trinidad and Tobago	11,236
Uruguay	11,211
Latvia	11,186
Iceland	10,956
Zimbabwe	10,515
Myanmar	10,467
Tanzania	10,276
Jordan	10,196
Uzbekistan	10,129
Estonia	9,816
Bahrain	9,734
Botswana	8,310
Bolivia	8,092
Ethiopia	8,030
Jamaica	7,814
Bosnia and Herzegovina	7,801
Ghana	7,624
Azerbaijan	7,276
Senegal	6,872
Honduras	6,866
Brunei Darussalam	6,557
Uganda	6,243
Gabon	6,080
Nepal	5,873
Congo, Democratic Republic of	5,681
Albania	5,600
Paraguay	5,548
Bahamas, The	5,503
Madagascar	5,464
Mauritius	5,207
Malta	5,001
Mozambique	4,789
Cambodia	4,662
Macedonia, Former Yugoslav Republic of	4,642

Afghanistan, Rep. of.	4,585
Namibia	4,474
Mali	4,429
Zambia	4,326
Burkina Faso	4,279
Nicaragua	4,100
Georgia	3,992
Guinea	3,619
Benin	3,565
Papua New Guinea	3,536
Congo, Republic of	3,502
Equatorial Guinea	2,966
Armenia	2,807
Chad	2,742
Barbados	2,695
Haiti	2,684
Niger	2,645
Malawi	2,426
Fiji	2,309
Lao People's Democratic Republic	2,149
Moldova	1,981
Kyrgyz Republic	1,919
Swaziland	1,907
Rwanda	1,684
Togo	1,677
Tajikistan	1,555
Mongolia	1,448
Mauritania	1,285
Suriname	1,271
Central African Republic	1,198
Lesotho	1,039
Sierra Leone	0,991
Belize	0,988
Cape Verde	0,814
Antigua and Barbuda	0,754
St. Lucia	0,746
Guyana	0,745
Seychelles	0,706
Maldives	0,692
Djibouti	0,628
Bhutan	0,611
Burundi	0,595
Eritrea	0,585
Grenada	0,444
Liberia	0,410
St. Vincent and the Grenadines	0,382
St. Kitts and Nevis	0,362

Timor-Leste, Dem. Rep. of	0,336
Comoros	0,325
Samoa	0,284
Vanuatu	0,280
Gambia, The	0,252
Guinea-Bissau	0,236
Solomon Islands	0,231
Dominica	0,219
Tonga	0,159
São Tomé and Príncipe	0,100
Kiribati	0,060

Top world economies 2004

Source

International Monetary Fund:

<http://www.imf.org>

Forbes

<http://www.forbes.com/2004/03/24/04f2000land.html>

United States	11685,925
Japan	4608,136
Germany	2749,194
United Kingdom	2169,393
France	2061,179
China	1931,646
Italy	1728,863
Spain	1045,671
Canada	993,938
Mexico	683,486
Korea	681,227
India	666,305
Brazil	663,552
Australia	639,386
Netherlands	610,691
Russia	591,861
Switzerland	363,428
Belgium	359,253
Sweden	349,557
Taiwan Province of China	331,130
Turkey	302,561
Austria	293,605
Greece	264,493
Norway	258,986
Indonesia	257,005
Wal-Mart Stores	256,330
Poland	253,021
Saudi Arabia	250,673
Denmark	243,850
BP	232,570
ExxonMobil	222,880
South Africa	216,772
Finland	189,411
General Motors	185,520

Ireland	184,633
Portugal	179,195
Hong Kong SAR	165,823
Ford Motor	164,200
Thailand	161,349
Iran, Islamic Republic of	161,261
DaimlerChrysler	157,130
Argentina	151,958
Toyota Motor	135,820
General Electric	134,190
Royal Dutch/Shell Group	133,500
Total	131,640
Israel	123,645
Malaysia	118,461
ChevronTexaco	112,940
Venezuela	112,800
Mitsubishi	112,760
Mitsui & Co	111,980
Czech Republic	109,626
Singapore	107,405
United Arab Emirates	103,784
Hungary	102,183
Pakistan	98,094
Colombia	98,059
New Zealand	97,858
Carrefour Group	96,940
Allianz Worldwide	96,880
Chile	95,819
ING Group	94,720
Citigroup	94,710
Nippon Tel & Tel	92,410
Volkswagen Group	91,330
ConocoPhillips	90,490
AXA Group	90,100
IBM	89,130
Itochu	88,510
Philippines	86,930
Siemens Group	86,620
Algeria	85,027
Egypt	78,802
Sumitomo	78,080
American Intl Group	76,660
Romania	75,516
Marubeni	74,390
Hewlett-Packard	73,060
Nigeria	71,533
Ahold	70,570

Peru	69,735
Hitachi	69,300
Peugeot Groupe	68,230
Verizon Commun	67,750
Honda Motor	67,440
McKesson	66,450
Ukraine	64,883
Nestlé	64,560
Sony	63,230
Home Depot	62,900
Matsushita Electric Indl	62,620
Cardinal Health	61,300
Altria Group	60,700
Kuwait	59,268
Bangladesh	59,120
Deutsche Bank Group	58,850
Fiat Group	58,220
France Telecom	57,990
Generali Group	57,900
Nissan Motor	57,770
Deutsche Telekom	56,400
Morocco	56,392
Berkshire Hathaway	56,220
Nissho Iwai-Nichimen	54,720
Metro AG	54,120
ENI	53,290
Kroger	53,230
Fannie Mae	53,130
Fortis	52,510
Aviva	52,460
BMW-Bayerische Motor	52,230
Unilever	50,700
AmerisourceBergen	50,580
Boeing	50,490
Samsung Electronics	50,220
Bank of America	49,010
UBS	48,950
Suez Group	48,410
Vodafone	47,990
Toshiba	47,850
BNP Paribas	47,740
Zurich Financial Services	47,460
Procter & Gamble	46,990
Target	46,650
Freddie Mac	46,260
Munich Re	45,850
RWE Group	45,680

Vietnam	45,548
JP Morgan Chase	44,390
HSBC Group	44,330
Costco Wholesale	43,870
Kazakhstan	43,152
ThyssenKrupp Group	42,170
Slovak Republic	42,015
Tokyo Electric Power	41,620
Tesco	41,480
Dell	41,440
Deutsche Post	41,230
Sears, Roebuck	41,120
Hyundai Motor	40,570
HVB-HypoVereinsbank	40,520
Pfizer	40,360
Johnson & Johnson	40,010
NEC	39,720
China Petroleum & Chemical	39,160
SBC Communications	39,160
Fujitsu	39,060
ENEL	38,990
Prudential	38,220
Renault Group	38,170
Time Warner	38,080
Credit Suisse Group	38,010
E.ON	37,950
Tyco International	37,570
Saint-Gobain	37,220
Nokia	37,050
Marathon Oil	36,680
SK Corp	36,590
Legal & General Group	36,100
Croatia	35,645
Luxembourg	33,564
Slovenia	33,371
Ecuador	32,642
Qatar	31,734
Libya	30,475
Tunisia	28,255
Syrian Arab Republic	25,029
Oman	24,749
Bulgaria	24,679
Serbia	24,518
Guatemala	23,960
Belarus	23,141
Lithuania	22,508
Sudan	21,685

Lebanon	21,464
Sri Lanka	20,054
Angola	19,800
Costa Rica	18,567
Dominican Republic	18,435
Kenya	16,249
El Salvador	15,798
Cyprus	15,789
Cameroon	15,784
Côte d'Ivoire	15,501
Turkmenistan	14,196
Panama	14,179
Yemen, Republic of	13,873
Latvia	13,762
Uruguay	13,268
Iceland	13,222
Trinidad and Tobago	12,673
Uzbekistan	12,001
Estonia	11,903
Jordan	11,411
Tanzania	11,339
Bahrain	11,126
Myanmar	10,786
Botswana	9,835
Ethiopia	9,485
Bosnia and Herzegovina	9,331
Ghana	8,872
Bolivia	8,809
Jamaica	8,801
Azerbaijan	8,682
Senegal	8,025
Brunei Darussalam	7,872
Honduras	7,454
Albania	7,452
Gabon	7,188
Paraguay	6,956
Uganda	6,817
Nepal	6,757
Congo, Democratic Republic of	6,539
Afghanistan, Rep. of.	5,971
Mauritius	5,927
Mozambique	5,904
Bahamas, The	5,661
Namibia	5,610
Malta	5,572
Zambia	5,440
Macedonia, Former Yugoslav Republic of	5,377

Cambodia	5,338
Georgia	5,126
Burkina Faso	5,114
Mali	4,944
Equatorial Guinea	4,899
Zimbabwe	4,700
Congo, Republic of	4,655
Nicaragua	4,465
Chad	4,421
Madagascar	4,359
Benin	4,053
Guinea	3,938
Papua New Guinea	3,927
Armenia	3,573
Haiti	3,531
Niger	2,902
Barbados	2,824
Fiji	2,728
Malawi	2,625
Moldova	2,598
Lao People's Democratic Republic	2,508
Swaziland	2,386
Kyrgyz Republic	2,215
Tajikistan	2,073
Togo	1,940
Rwanda	1,835
Mongolia	1,816
Mauritania	1,495
Suriname	1,493
Lesotho	1,319
Central African Republic	1,309
Sierra Leone	1,073
Belize	1,055
Cape Verde	0,925
Antigua and Barbuda	0,818
St. Lucia	0,800
Guyana	0,786
Maldives	0,776
Bhutan	0,709
Seychelles	0,700
Djibouti	0,666
Burundi	0,664
Eritrea	0,635
Liberia	0,460
Grenada	0,432
St. Vincent and the Grenadines	0,408
St. Kitts and Nevis	0,399

Comoros	0,363
Timor-Leste, Dem. Rep. of	0,339
Vanuatu	0,330
Samoa	0,309
Gambia, The	0,271
Guinea-Bissau	0,270
Solomon Islands	0,265
Dominica	0,231
Tonga	0,182
São Tomé and Príncipe	0,108
Kiribati	0,066

Top world economies 2005

Source

International Monetary Fund:

<http://www.imf.org>

Forbes

http://money.cnn.com/magazines/fortune/global500/2006/full_list/

United States	12433,925
Japan	4557,105
Germany	2796,222
United Kingdom	2246,331
China	2243,687
France	2137,514
Italy	1772,769
Canada	1135,454
Spain	1131,706
Brazil	882,043
Korea	791,572
India	778,666
Mexico	767,690
Russia	764,068
Australia	712,622
Netherlands	634,044
Switzerland	372,994
Belgium	372,623
Turkey	362,461
Sweden	358,481
Taiwan Province of China	355,187
Saudi Arabia	315,758
Austria	305,621
Poland	303,976
Norway	301,735
Wal-Mart Stores	287,989
Indonesia	286,957
BP	285,059
Greece	284,226
Exxon Mobil	270,772
Royal Dutch/Shell Group	268,690
Denmark	259,217
South Africa	241,889
Ireland	201,187

Finland	195,785
General Motors	193,517
Iran, Islamic Republic of	188,479
Portugal	185,433
Argentina	181,549
Hong Kong SAR	177,784
DaimlerChrysler	176,688
Thailand	176,222
Toyota Motor	172,616
Ford Motor	172,233
General Electric	152,866
Total	152,610
ChevronTexaco	147,967
Venezuela	143,443
United Arab Emirates	133,000
Israel	131,330
Malaysia	130,835
Czech Republic	124,988
Colombia	122,900
ConocoPhillips	121,663
AXA	121,606
Chile	118,976
Allianz	118,937
Singapore	116,704
Volkswagen	110,649
Hungary	110,506
Pakistan	109,599
New Zealand	108,849
Citigroup	108,276
ING Group	105,886
Algeria	102,103
Nippon Telegraph & Telephone	100,545
Romania	98,861
Philippines	98,718
Nigeria	98,564
American Intl. Group	97,987
Intl. Business Machines	96,293
Siemens	91,493
Carrefour	90,382
Egypt	89,794
Ukraine	86,137
Hitachi	83,994
Assicurazioni Generali	83,268
Matsushita Electric Industrial	81,078
Kuwait	80,780
McKesson	80,515
Honda Motor	80,487

Hewlett-Packard	79,905
Nissan Motor	79,800
Peru	79,485
Fortis	75,518
Sinopec	75,077
Berkshire Hathaway	74,382
ENI	74,228
Home Depot	73,094
Aviva	73,025
HSBC Holdings	72,550
Deutsche Telekom	71,989
Verizon Communications	71,563
Samsung Electronics	71,556
State Grid	71,290
Peugeot	70,642
Metro	70,159
Nestlé	69,826
U.S. Postal Service	68,996
BNP Paribas	68,654
China National Petroleum	67,724
Sony	66,618
Cardinal Health	65,131
Royal Ahold	64,676
Altria Group	64,440
Pemex	63,690
Bank of America Corp.	63,324
Vodafone	62,971
Tesco	62,459
Bangladesh	61,127
Munich Re Group	60,706
Nippon Life Insurance	60,521
Fiat	59,973
Royal Bank of Scotland	59,750
Zurich Financial Services	59,678
Crédit Agricole	59,054
Morocco	58,956
Credit Suisse	58,825
State Farm Insurance Cos	58,819
France Télécom	58,652
Électricité De France	58,367
Kazakhstan	57,124
J.P. Morgan Chase & Co.	56,931
UBS	56,918
Kroger	56,434
Deutsche Bank	55,670
E.ON	55,652
Deutsche Post	55,388

BMW	55,142
Toshiba	54,304
Valero Energy	53,919
AmerisourceBergen	53,179
Vietnam	53,053
Pfizer	52,921
Boeing	52,553
Procter & Gamble	51,407
RWE	50,952
Suez	50,670
Renault	50,640
Unilever	49,961
Target	49,934
Robert Bosch	49,759
Dell	49,205
ThyssenKrupp	48,756
Costco Wholesale	48,107
HBOS	47,756
Slovak Republic	47,428
Johnson & Johnson	47,348
Prudential	47,056
Tokyo Electric Power	46,963
BASF	46,687
Hyundai Motor	46,358
Enel	45,530
Marathon Oil	45,444
Statoil	45,440
NEC	45,176
Repsol YPF	44,858
Dai-ichi Mutual Life Insurance	44,469
Fujitsu	44,316
Time Warner	42,869
Qatar	42,463
Libya	41,685
Croatia	38,882
Ecuador	37,187
Luxembourg	36,621
Slovenia	35,177
Oman	30,835
Angola	30,632
Belarus	30,131
Dominican Republic	29,092
Tunisia	29,039
Syrian Arab Republic	28,631
Sudan	27,904
Guatemala	27,407
Bulgaria	27,260

Serbia	26,232
Lithuania	25,667
Sri Lanka	23,533
Lebanon	21,523
Costa Rica	19,937
Kenya	19,132
Turkmenistan	17,174
El Salvador	17,070
Cyprus	16,958
Cameroon	16,880
Yemen, Republic of	16,757
Uruguay	16,700
Côte d'Ivoire	16,373
Iceland	16,229
Latvia	16,042
Panama	15,483
Trinidad and Tobago	15,089
Uzbekistan	14,310
Estonia	13,938
Bahrain	13,377
Azerbaijan	13,245
Jordan	12,611
Tanzania	12,607
Myanmar	12,183
Ethiopia	11,373
Ghana	10,720
Botswana	10,546
Bosnia and Herzegovina	10,058
Brunei Darussalam	9,531
Bolivia	9,466
Jamaica	9,398
Uganda	8,734
Gabon	8,681
Senegal	8,666
Albania	8,376
Honduras	8,302
Nepal	8,302
Equatorial Guinea	7,528
Paraguay	7,473
Afghanistan, Rep. of.	7,309
Zambia	7,271
Congo, Democratic Republic of	7,096
Mozambique	6,823
Georgia	6,411
Cambodia	6,293
Mauritius	6,118
Congo, Republic of	6,098

Namibia	6,061
Bahamas, The	5,986
Malta	5,950
Chad	5,888
Macedonia, Former Yugoslav Republic of	5,825
Burkina Faso	5,624
Mali	5,409
Madagascar	5,033
Papua New Guinea	4,920
Armenia	4,900
Nicaragua	4,855
Zimbabwe	4,552
Benin	4,406
Haiti	3,983
Niger	3,334
Guinea	3,261
Barbados	3,092
Fiji	3,018
Moldova	2,988
Lao People's Democratic Republic	2,887
Malawi	2,855
Swaziland	2,612
Kyrgyz Republic	2,460
Tajikistan	2,311
Mongolia	2,306
Rwanda	2,153
Togo	2,111
Mauritania	1,857
Suriname	1,778
Lesotho	1,425
Central African Republic	1,376
Sierra Leone	1,215
Belize	1,111
Cape Verde	1,000
Eritrea	0,961
St. Lucia	0,878
Antigua and Barbuda	0,870
Bhutan	0,824
Guyana	0,818
Burundi	0,801
Maldives	0,751
Seychelles	0,723
Djibouti	0,709
Liberia	0,530
Grenada	0,512
St. Kitts and Nevis	0,438
St. Vincent and the Grenadines	0,430

Comoros	0,388
Vanuatu	0,368
Timor-Leste, Dem. Rep. of	0,350
Samoa	0,340
Gambia, The	0,312
Guinea-Bissau	0,302
Solomon Islands	0,294
Dominica	0,241
Tonga	0,215
São Tomé and Príncipe	0,114
Kiribati	0,066

Top world economies 2006

Source

International Monetary Fund:

<http://www.imf.org>

Forbes

http://money.cnn.com/magazines/fortune/global500/2006/full_list/

United States	13194,700
Japan	4366,459
Germany	2915,867
China	2644,642
United Kingdom	2398,946
France	2252,213
Italy	1852,585
Canada	1275,283
Spain	1231,733
Brazil	1067,706
Russia	984,925
Korea	888,267
India	873,659
Mexico	840,012
Australia	755,659
Netherlands	670,929
Turkey	401,763
Belgium	394,507
Switzerland	387,987
Sweden	384,388
Taiwan Province of China	364,563
Indonesia	364,239
Saudi Arabia	349,138
Poland	340,969
Exxon Mobil	339,938
Norway	335,856
Austria	323,828
Wal-Mart Stores	315,654
Greece	308,720
Royal Dutch Shell	306,731
Denmark	276,400
BP	267,600
South Africa	255,272
Iran, Islamic Republic of	222,387

Ireland	219,368
Argentina	212,595
Finland	209,771
Thailand	206,338
Portugal	194,790
General Motors	192,604
Hong Kong SAR	189,799
Chevron	189,481
DaimlerChrysler	186,106
Toyota Motor	185,805
Venezuela	181,608
Ford Motor	177,210
ConocoPhillips	166,683
United Arab Emirates	163,296
General Electric	157,153
Total	152,361
Malaysia	148,945
Chile	145,845
Czech Republic	142,517
Israel	142,250
ING Group	138,235
Colombia	135,883
Singapore	132,155
Citigroup	131,045
AXA	129,839
Pakistan	127,002
Romania	121,901
Allianz	121,406
Volkswagen	118,377
Philippines	117,562
Nigeria	116,488
Algeria	113,888
Hungary	112,899
Fortis	112,351
Crédit Agricole	110,765
American Intl. Group	108,905
Egypt	107,375
Ukraine	106,469
New Zealand	104,607
Assicurazioni Generali	101,404
Siemens	100,099
Sinopec	98,785
Kuwait	95,924
Nippon Telegraph & Telephone	94,869
Carrefour	94,454
HSBC Holdings	93,494
Peru	93,045

ENI	92,603
Aviva	92,579
Intl. Business Machines	91,134
McKesson	88,050
Honda Motor	87,511
State Grid	86,984
Hewlett-Packard	86,696
BNP Paribas	85,687
PDVSA	85,618
UBS	84,708
Bank of America Corp.	83,980
Hitachi	83,596
China National Petroleum	83,556
Pemex	83,382
Nissan Motor	83,274
Berkshire Hathaway	81,663
Home Depot	81,511
Valero Energy	81,362
Kazakhstan	81,003
J.P. Morgan Chase & Co.	79,902
Samsung Electronics	78,717
Matsushita Electric Industrial	78,558
Deutsche Bank	76,228
HBOS	75,799
Verizon Communications	75,112
Cardinal Health	74,915
Prudential	74,745
Nestlé	74,659
Deutsche Telekom	74,062
Dexia Group	72,814
Metro	72,814
Credit Suisse	72,194
Royal Bank of Scotland	71,164
Tesco	71,128
Peugeot	69,915
U.S. Postal Service	69,907
Altria Group	69,148
Zurich Financial Services	67,186
E.ON	66,313
Sony	66,026
Morocco	65,405
Vodafone	65,314
Bangladesh	64,854
Société Générale	64,442
Électricité De France	63,434
Nippon Life Insurance	61,158
Statoil	61,033

Vietnam	60,995
France Télécom	60,933
LG	60,574
Kroger	60,553
Munich Re Group	60,256
Deutsche Post	59,990
State Farm Insurance Cos	59,224
Marathon Oil	58,958
BMW	57,973
Fiat	57,834
Hyundai Motor	57,435
Procter & Gamble	56,741
ABN AMRO Holding	56,615
Royal Ahold	56,427
Repsol YPF	56,424
Legal & General Group	56,385
Petrobrás	56,324
Toshiba	56,028
Dell	55,908
Lloyds TSB Group	55,407
ThyssenKrupp	55,261
Slovak Republic	55,103
Boeing	54,848
AmerisourceBergen	54,590
Santander Central Hispano Group	53,849
BASF	53,113
Costco Wholesale	52,935
Suez	52,743
Qatar	52,722
Target	52,620
Morgan Stanley	52,498
Robert Bosch	52,208
Renault	51,365
Libya	50,445
Angola	45,167
Croatia	42,915
Luxembourg	41,505
Ecuador	41,402
Slovenia	38,240
Sudan	37,442
Belarus	36,944
Oman	35,990
Syrian Arab Republic	34,919
Serbia	31,989
Dominican Republic	31,600
Bulgaria	31,516
Tunisia	30,837

Guatemala	30,299
Lithuania	29,791
Sri Lanka	26,959
Kenya	22,819
Lebanon	22,722
Turkmenistan	21,846
Costa Rica	21,466
Latvia	20,101
Yemen, Republic of	20,040
Azerbaijan	19,817
Uruguay	19,127
El Salvador	18,654
Cameroon	18,327
Cyprus	18,235
Trinidad and Tobago	18,171
Côte d'Ivoire	17,568
Panama	17,103
Uzbekistan	17,027
Estonia	16,611
Iceland	16,307
Bahrain	15,354
Jordan	14,101
Ethiopia	13,315
Myanmar	13,123
Ghana	12,894
Tanzania	12,811
Brunei Darussalam	11,561
Bosnia and Herzegovina	11,396
Bolivia	11,221
Zambia	10,939
Botswana	10,631
Jamaica	10,365
Gabon	9,555
Paraguay	9,527
Uganda	9,443
Senegal	9,194
Albania	9,145
Honduras	9,072
Nepal	8,865
Equatorial Guinea	8,571
Congo, Democratic Republic of	8,543
Afghanistan, Rep. of.	8,256
Georgia	7,764
Mozambique	7,738
Congo, Republic of	7,677
Cambodia	7,272
Malta	6,403

Armenia	6,387
Chad	6,368
Namibia	6,319
Mauritius	6,291
Macedonia, Former Yugoslav Republic of	6,282
Bahamas, The	6,237
Mali	6,216
Burkina Faso	6,023
Papua New Guinea	5,592
Zimbabwe	5,540
Madagascar	5,499
Nicaragua	5,301
Benin	4,749
Haiti	4,473
Niger	3,601
Lao People's Democratic Republic	3,437
Barbados	3,431
Moldova	3,356
Fiji	3,203
Malawi	3,164
Mongolia	3,156
Guinea	3,140
Kyrgyz Republic	2,822
Tajikistan	2,811
Mauritania	2,713
Swaziland	2,650
Rwanda	2,492
Togo	2,210
Suriname	2,112
Lesotho	1,494
Central African Republic	1,490
Sierra Leone	1,420
Belize	1,222
Eritrea	1,160
Cape Verde	1,131
Antigua and Barbuda	1,004
Bhutan	0,931
St. Lucia	0,925
Burundi	0,911
Maldives	0,907
Guyana	0,881
Seychelles	0,775
Djibouti	0,769
Liberia	0,614
Grenada	0,524
St. Vincent and the Grenadines	0,501
St. Kitts and Nevis	0,495

Comoros	0,402
Vanuatu	0,387
Samoa	0,365
Timor-Leste, Dem. Rep. of	0,351
Gambia, The	0,345
Solomon Islands	0,327
Guinea-Bissau	0,308
Dominica	0,256
Tonga	0,223
São Tomé and Príncipe	0,123
Kiribati	0,070

Top world economies 2007

Source

International Monetary Fund:

<http://www.imf.org>

Forbes

http://money.cnn.com/magazines/fortune/global500/2006/full_list/

United States	13794,221
Japan	4345,948
Germany	3259,212
China	3248,522
United Kingdom	2755,920
France	2515,241
Italy	2067,680
Spain	1414,646
Canada	1406,430
Brazil	1295,355
Russia	1223,735
India	1089,944
Korea	949,698
Australia	889,681
Mexico	886,441
Netherlands	754,883
Turkey	482,015
Belgium	442,774
Sweden	431,605
Switzerland	413,921
Poland	413,312
Indonesia	410,317
Taiwan Province of China	375,645
Saudi Arabia	374,457
Norway	369,252
Austria	366,719
Greece	356,258
Wal-Mart Stores	351,139
Exxon Mobil	347,254
Royal Dutch Shell	318,845
Denmark	310,674
Iran, Islamic Republic of	278,138
South Africa	274,501
BP	274,316

Ireland	253,313
Argentina	248,332
Finland	236,128
Venezuela	226,922
Thailand	225,815
Portugal	219,542
General Motors	207,349
Toyota Motor	204,746
Hong Kong SAR	202,960
Chevron	200,567
DaimlerChrysler	190,191
United Arab Emirates	189,644
ConocoPhillips	172,451
Colombia	171,738
Total	168,357
General Electric	168,307
Czech Republic	168,142
Malaysia	164,976
Chile	160,784
Ford Motor	160,126
Romania	158,532
ING Group	158,274
Israel	154,283
Singapore	153,488
Citigroup	146,777
Pakistan	143,766
Philippines	141,052
AXA	139,738
Hungary	136,358
Volkswagen	132,323
Sinopec	131,636
Ukraine	131,197
Crédit Agricole	128,481
Egypt	127,930
Nigeria	126,746
Algeria	125,866
Allianz	125,346
New Zealand	124,443
Fortis	121,202
Bank of America Corp.	117,017
HSBC Holdings	115,361
American International Group	113,194
China National Petroleum	110,520
BNP Paribas	109,214
ENI	109,014
UBS	107,835
Siemens	107,342

State Grid	107,186
Kuwait	103,367
Assicurazioni Generali	101,811
Peru	101,504
J.P. Morgan Chase & Co.	99,973
Carrefour	99,015
Berkshire Hathaway	98,539
Pemex	97,469
Deutsche Bank	96,152
Dexia Group	95,847
Kazakhstan	95,467
Honda Motor	94,790
McKesson	93,574
Verizon Communications	93,221
Nippon Telegraph & Telephone	91,998
Hewlett-Packard	91,658
International Business Machines	91,424
Valero Energy	91,051
Home Depot	90,837
Nissan Motor	89,502
Samsung Electronics	89,476
Credit Suisse	89,354
Hitachi	87,615
Société Générale	84,486
Aviva	83,487
Cardinal Health	81,895
Gazprom	81,115
E.ON	80,994
Royal Bank of Scotland	80,983
Tesco	79,979
Nestlé	79,872
Deutsche Post	79,502
HBOS	79,239
Matsushita Electric Industrial	77,871
Deutsche Telekom	76,969
Morgan Stanley	76,688
Metro	75,131
Électricité de France	73,939
Morocco	72,764
U.S. Postal Service	72,650
Petrobras	72,347
Slovak Republic	71,574
UnitedHealth Group	71,542
ABN AMRO Holding	71,218
Peugeot	71,006
Sony	70,925
Bangladesh	70,600

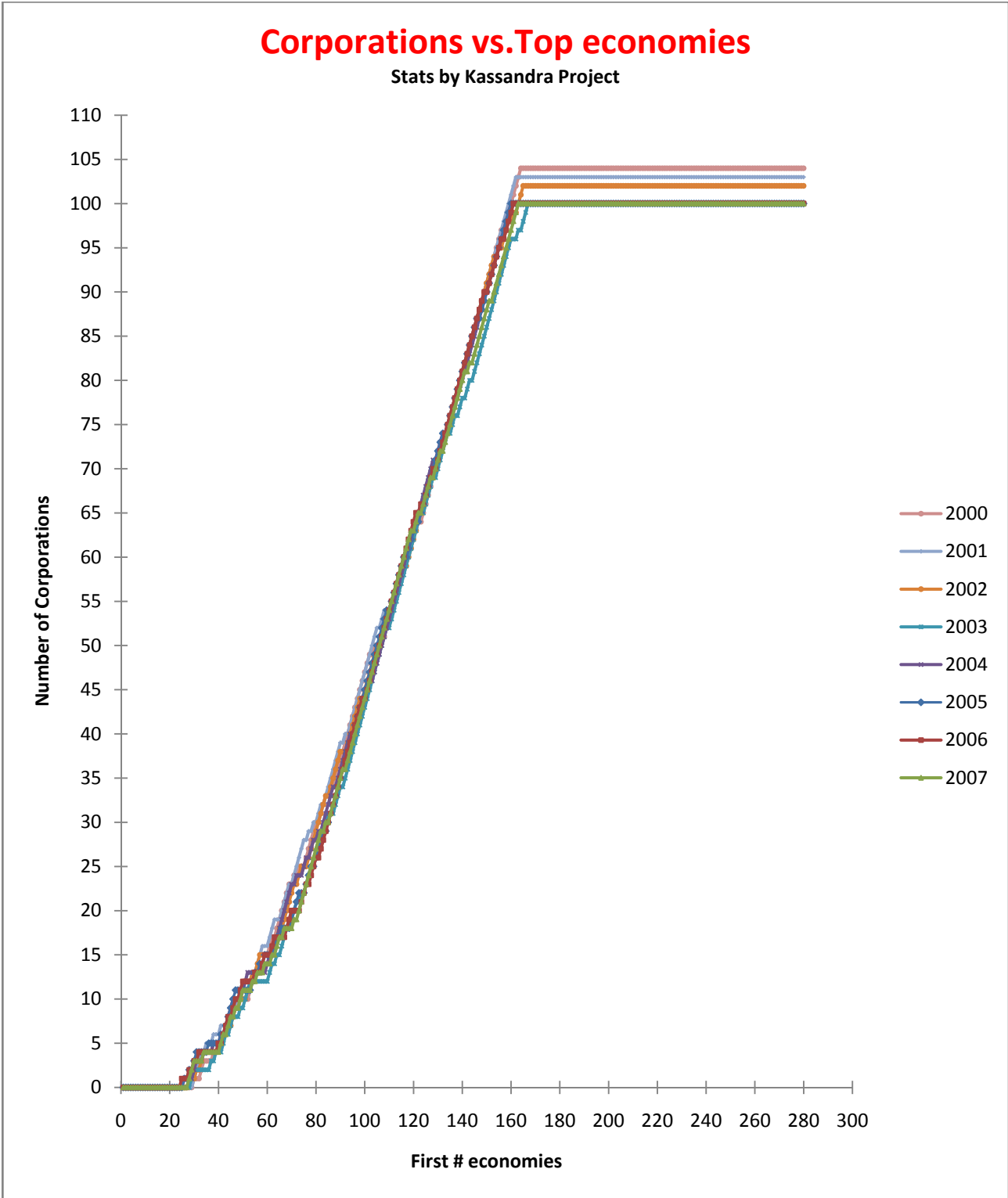
Merrill Lynch	70,591
Altria Group	70,324
Goldman Sachs Group	69,353
Vietnam	69,227
LG	68,754
Procter & Gamble	68,222
Santander Central Hispano Group	68,051
Hyundai Motor	66,666
Telefónica	66,372
Statoil	66,280
Prudential	66,134
Kroger	66,111
BASF	66,007
Libya	66,005
France Télécom	65,899
Qatar	65,814
Barclays	65,609
Fiat	65,031
Zurich Financial Services	65,000
AT&T	63,055
Boeing	61,530
BMW	61,477
AmerisourceBergen	61,203
Angola	61,037
Repsol YPF	60,921
Toshiba	60,842
Marathon Oil	60,643
State Farm Insurance Cos.	60,528
Costco Wholesale	60,151
Vodafone	59,811
Target	59,490
UniCredit Group	59,119
SK	59,002
Mittal Steel	58,870
Munich Re Group	58,183
Croatia	50,053
Luxembourg	47,654
Sudan	46,708
Ecuador	44,528
Slovenia	44,369
Serbia	40,524
Oman	40,523
Bulgaria	39,071
Belarus	38,716
Syrian Arab Republic	37,414
Lithuania	36,326
Dominican Republic	35,494

Tunisia	34,142
Guatemala	33,320
Azerbaijan	31,066
Sri Lanka	31,051
Kenya	29,502
Latvia	27,001
Turkmenistan	26,215
Lebanon	23,995
Costa Rica	22,842
Yemen, Republic of	22,738
Uruguay	21,171
Cameroon	20,926
Trinidad and Tobago	20,703
Estonia	20,552
Cyprus	20,505
El Salvador	20,234
Uzbekistan	20,183
Côte d'Ivoire	19,541
Iceland	19,521
Panama	19,280
Bahrain	16,893
Zimbabwe	16,171
Ethiopia	15,884
Jordan	15,697
Ghana	14,983
Tanzania	14,107
Myanmar	13,780
Bosnia and Herzegovina	13,536
Bolivia	12,710
Brunei Darussalam	12,515
Botswana	11,347
Uganda	11,141
Zambia	10,887
Jamaica	10,737
Senegal	10,701
Paraguay	10,347
Gabon	10,342
Albania	10,310
Honduras	10,059
Afghanistan, Rep. of.	9,933
Congo, Democratic Republic of	9,850
Nepal	9,627
Georgia	9,553
Equatorial Guinea	9,512
Cambodia	8,488
Mozambique	8,132
Armenia	7,802

Macedonia, Former Yugoslav Republic of	7,322
Madagascar	7,306
Mauritius	7,030
Mali	6,936
Burkina Faso	6,858
Congo, Republic of	6,848
Namibia	6,707
Bahamas, The	6,586
Malta	6,450
Chad	6,426
Papua New Guinea	5,914
Nicaragua	5,675
Benin	5,425
Haiti	5,295
Guinea	4,568
Niger	4,219
Moldova	4,021
Lao People's Democratic Republic	4,008
Mongolia	3,854
Barbados	3,739
Kyrgyz Republic	3,488
Malawi	3,441
Tajikistan	3,353
Fiji	3,289
Rwanda	2,836
Mauritania	2,747
Swaziland	2,674
Togo	2,393
Suriname	2,234
Central African Republic	1,647
Lesotho	1,588
Sierra Leone	1,549
Eritrea	1,425
Cape Verde	1,367
Belize	1,304
Bhutan	1,164
Antigua and Barbuda	1,079
Maldives	1,024
Burundi	0,989
Guyana	0,978
St. Lucia	0,958
Djibouti	0,834
Seychelles	0,733
Liberia	0,732
Grenada	0,553
St. Vincent and the Grenadines	0,528
St. Kitts and Nevis	0,520

Timor-Leste, Dem. Rep. of	0,472
Comoros	0,436
Vanuatu	0,421
Samoa	0,387
Gambia, The	0,379
Solomon Islands	0,358
Guinea-Bissau	0,343
Dominica	0,268
Tonga	0,219
São Tomé and Príncipe	0,142
Kiribati	0,073

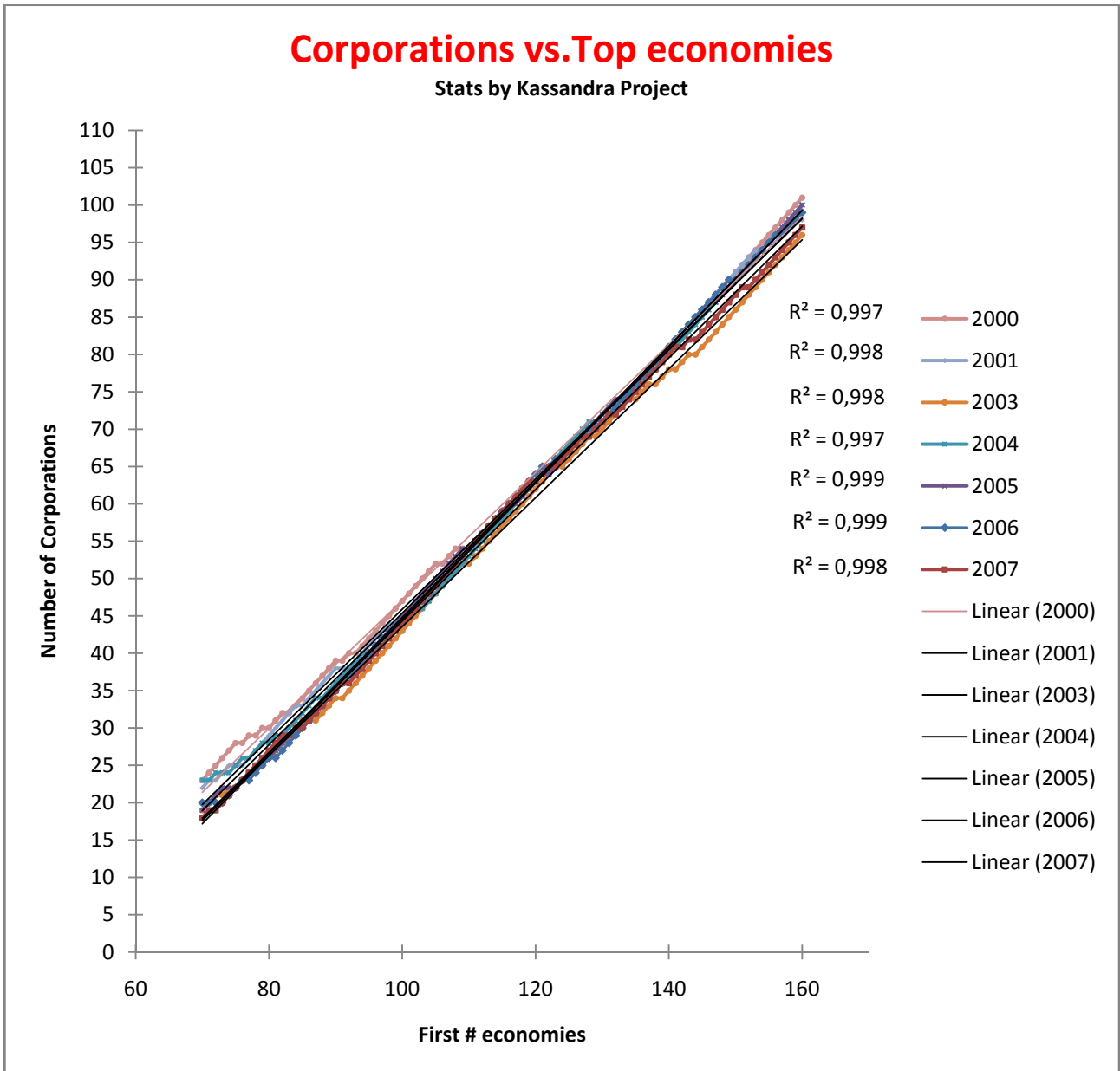
Number of Corporations vs First World Top Economies



We can see almost the same behavior for seven graphs, in an years range where a lot of corporations became other corporations, changed names, failed, and so on.

Statistical oscillations come from 0% to 2.5% point to point, for an average mean oscillation of 0.0089 %.

We want to analyze the relationship among the number of corporations and the first economic entities in the world in the range 70-160 economies. We found an incredible result:

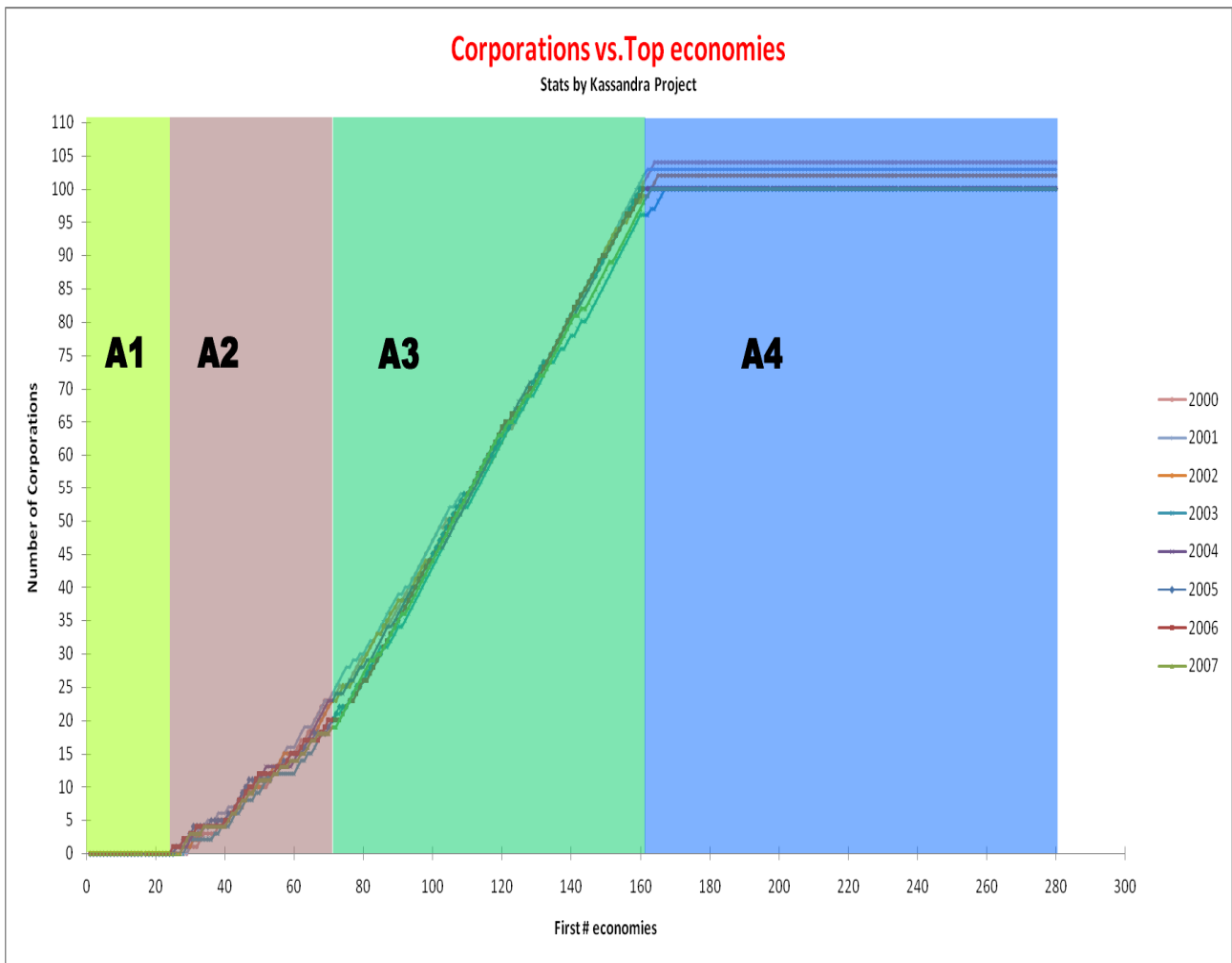


There is a linear correlation among these numbers with a correlation factor greater than 0.996 for each distribution over seven years. It means that we can describe this area with a linear model.

Four zones

We said that we can build four zones in order to describe the relationship between the corporations number and the world economies:

1. Area of powerful countries A1;
2. Hybrid Area of countries and powerful corporations A2;
3. Area of corporations A3;
4. Area of rest of the world A4.



A1

We have only countries in this area. As you can see from the previous tables, these countries are always the same.

A2

In this area we can see almost the same number of countries and corporations. If we consider only the first 100 economies, we can see an average of corporations of about 45%.

A3

In this area we see a lot of corporations. We must consider the percentages:

- 0% in the top 20;
- 45% in the top 100;
- 62% in the top 160;
- 36% in the top 280.

A4

In this area we see **only** countries: there are no corporations.

Conclusions

We have no corporations in the top 20, but we have always the same countries with little oscillations.

Then we see some corporations, for a worrying percentage of 45% in the top 100. There is an incredible linear behavior between top 70 and top 160; at the same time we see that 62% of top 160 economic entities are corporations.

We don't see corporations between top 161 and top 280, but we see always the same countries, with some oscillations.

There are 280 entities, which are in any way dependent each other. These dependences could create oscillations, more or less visible, but it is quite difficult to have the same behavior for seven years.

What if this trend is not random?